




SVP Global Ventures Ltd.



INVESTOR PRESENTATION

MARCH 2016

EXECUTIVE SUMMARY



COMPANY
OVERVIEW



BUSINESS
OVERVIEW



INDUSTRY
OVERVIEW



FINANCIAL OVERVIEW



EXECUTIVE SUMMARY



COMPANY
OVERVIEW

BUSINESS
OVERVIEW



INDUSTRY
OVERVIEW

FINANCIAL OVERVIEW



EXECUTIVE SUMMARY

OVERVIEW

- SVP Global Ventures Ltd, incorporated in 1982, is a part of ShriVallabh Pittie group.
- Professionally managed company, led by Mr. Chirag Pittie
- Three owned units in Tamil Nadu with 98,000 Spindles Capacity for Specialized Manufacturing Polyester and Cotton Blended Yarn catering to wide base of customers.
- In August 2015, SVP Global acquired the entire business of CITRON and its subsidiary of Rs. 103 Crore.

BUSINESS & REVENUE (%) MIX

- Product mix consists of Cotton, polyester & blended yarns which it sells in the domestic and export market
- FY15 Product mix: Cotton 50 %, Polyester and Blended 50 %
- FY15 geographic mix domestic 95 % and international 5 %

KEY STRENGTHS

- Flexibility in manufacturing cotton, polyester or blended yarn based demand & customer requirement.
- Strong client relationships of more than 3 decades.
- Expanding into value-added compact yarn segment.
- TUF benefits and other state subsidies makes the expansion project very attractive.

CONSOLIDATED FINANCIALS (FY15)

- **Total Income** – INR 373.11 Mn; 3 year CAGR: 162%
- **EBITDA** – INR 4.31 Mn; 3 year CAGR: 47%
- **PAT** – INR 1.87 Mn; 3 year CAGR: 185%

EXECUTIVE SUMMARY



COMPANY
OVERVIEW



BUSINESS
OVERVIEW



INDUSTRY
OVERVIEW

FINANCIAL OVERVIEW



- SVP Global Ventures (“SVP”) is a yarn manufacturing company.
- Headquartered in Mumbai, the company’s current owned production capacity is 98,000 spindles for specialized manufacturing Polyester & Cotton Blended Yarn and also Company has additional manufacturing capacity running on Job Work Basis/Contract Basis and it is going for further capacity expansion of 1,00,000 spindles and 2,400 rotors.
- The Company has three manufacturing facilities at Coimbatore, Palani, Madurai in Tamil Nadu and setting up new facilities in Jhalawar, Rajasthan.
- Manufacturing facility is fungible between specialized cotton, polyester and blended yarns depending on customer preference and demand scenario. Keeping client's preference at the foremost priority, We have regarded ourselves as a trustworthy in the textile industry.
- The Company has built some good brands in the yarn market that enjoy a good standing and reputation like DG TEX/SVP/SVRP.
- Expertise in sourcing best quality raw materials leading to higher quality yarns.

MANAGEMENT TEAM



MR. CHIRAG PITTIE – MD

- Mr. Chirag Pittie is the second generation entrepreneur of SVPL.
- He has a BSBA degree in Finance and Management from Boston University, USA.
- He has a vision of converting the close family held business into a leading public company delivering superior returns to shareholders
- He is supported by a strong & well experienced professional management team.

Management Team with Experience in Years

Mr. V.S.Reddy
Professional Director

- 25+ Years

Mr. R. Muthumanickam
Vice President (Operations)

- 35+ Years

Mr. Santosh Gupta
Vice President (Finance)

- 20+ Years

Mr. Kanak Ray
President

- [35+] Years

Mr. Praveen Shelley
Professional

- 30+ Years

Mr. Santosh Kumar Sinha
Vice President (Operations)

- 25+ Years

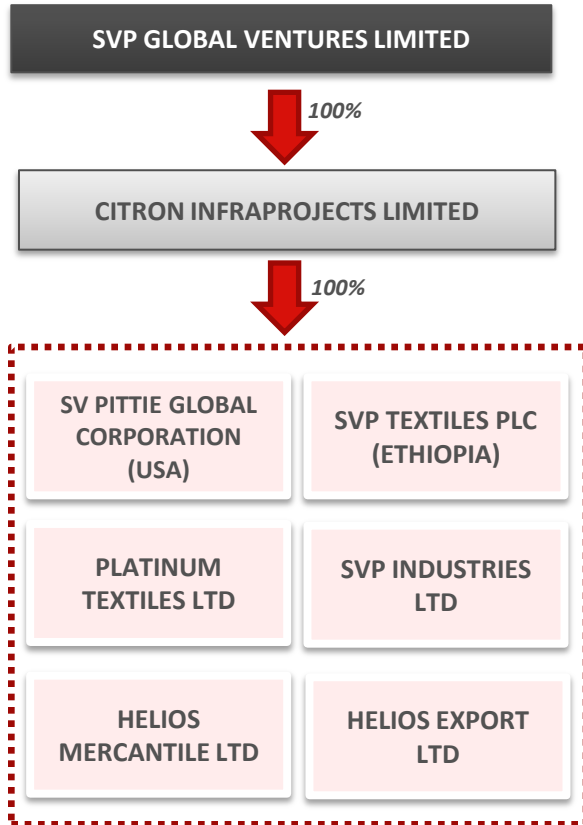
Mr. Manish Chaturvedi
General Manager(Operations)

- 20+ Years

Mr. Mrutyunjay Kumar
Sr. Vice President(Operations)

- 22+ Years

CREATING SHAREHOLDER VALUE

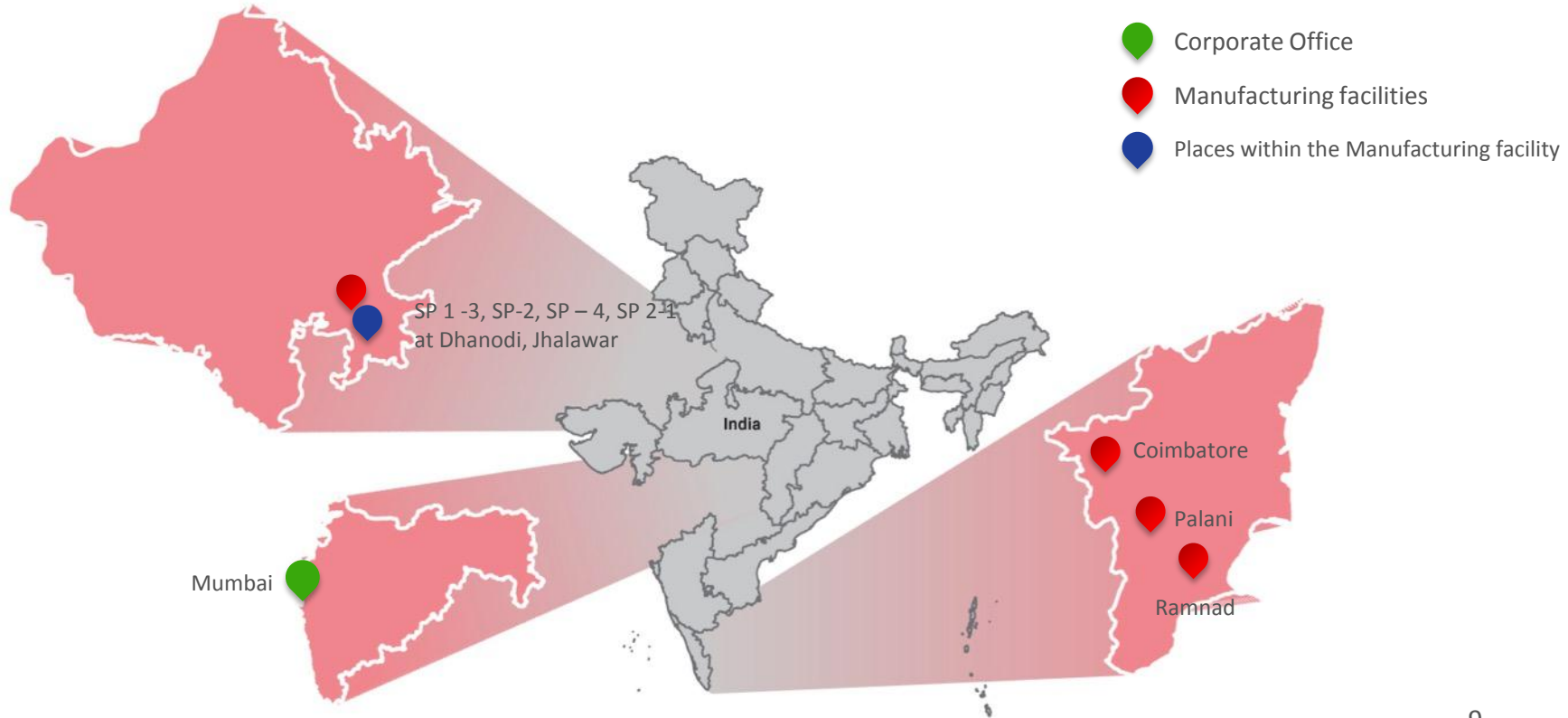


Assets of Citron Infra Acquired by SVP Global for a consideration of Rs. 103 crores in August 2015

Key Consolidated Financials of Citron and its Subsidiaries as of 31 March 2015

- **Net Sales:** ~ Rs. 1351 crore
- **PAT:** ~ Rs. 7.46 crore
- **Net Worth:** ~ Rs. 269.81 crore
- **Total Land bank :** ~ 4.58 acres land at Palani and 15.89 acres land near Madurai
- **Land Bank Presently:** 55 acres of land plus other properties.
- **Other Fixed Assets:** ~Rs. 100 crore
- *Revenue and profitability expected to grow substantially post completion of expansion projects*
- *Equity infusion in place; project financing secured*
- *All new capacities would be of Compact Yarn*
- *Attractive state subsidies to effectively reduce the interest cost*

MANUFACTURING LOCATIONS



KEY STRENGTHS



Enterprising management team with rich experience in textile industry of over 200 years of combined experience.



Flexible Manufacturing Facilities



Procurement of the best quality cotton facilitating smooth production plan besides high quality products.



Trusted and diversified client base, both National & International. Built some good brands in the Yarn Market like DG Tex, SVP & SVRP.



Advanced technology machinery and state-of-the-art plant.



Production Capacity of 98,000 Spindles and Company adding for further capacity expansion of 100000 Spindles & 2400 Rotors.

EXECUTIVE SUMMARY



COMPANY
OVERVIEW

**BUSINESS
OVERVIEW**



INDUSTRY
OVERVIEW

FINANCIAL OVERVIEW




OUR PRODUCT BASKET



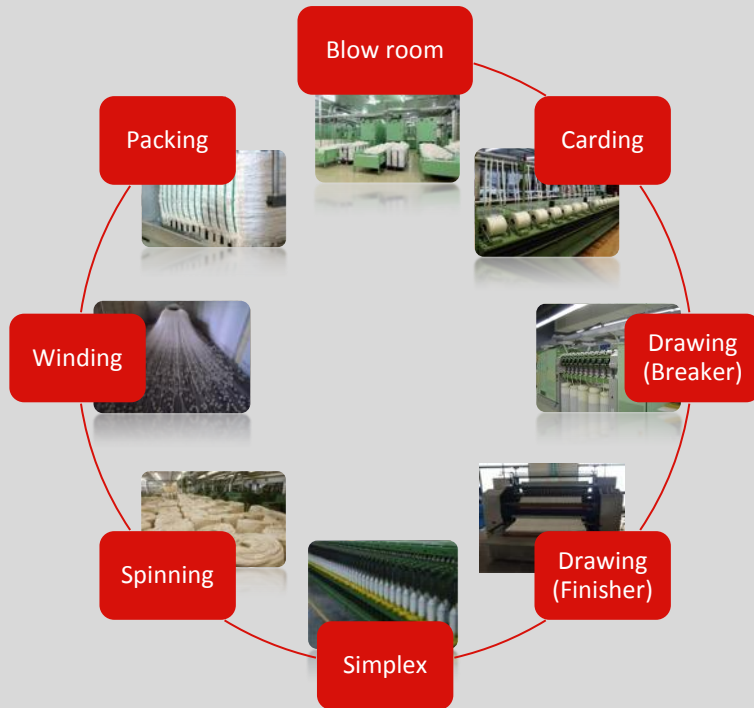
- Cotton remains the most important natural fibre, so is treated in depth.
- It is used as the basic fiber for any textile making company.
- Its mainly used to make cloth fabric and readymade garments and other uses to.

- Polyester thread or yarn are used extensively in apparel and home furnishings, from shirts and pants to jackets and hats, bed sheets, blankets, upholstered furniture and computer mouse mats.
- Polyester fabrics are highly stain-resistant— in fact, the only class of dyes which *can* be used to alter the colour of polyester fabric



- Blended yarn production, process of combining fibres of different origins, length, thickness, or colour to make yarn.
- Blending is accomplished before spinning and is performed to impart such desirable characteristics as strength or durability, to reduce cost by combining expensive fibres with less costly types, or to achieve special colour or texture effects.

YARN MANUFACTURING PROCESS



- Ginned Cotton and PSF are cleaned and opened to smaller size in blow room.
- Smaller size fibers are transformed to long strand of fiber, where fibers are individualized in carding .

- Combing helps to remove short fibers through combing machine
- Drawing helps combine 4 silvers to one..
- In spinning, output of simplex is stretched and twisted to yarn.



- In simplex, silver is stretched and twisted as first step for conversion to yarn.
- Winding helps wound yarn on paper cones for packing and sale. It helps in eliminating yarn faults .

FORAY INTO COMPACT YARN

Compact yarn is a revolution in spinning technology. Over recent years, the system of compact spinning has constituted a rapidly developing technological trend in most countries.

The compact spinning is a process where fibre strand drawn by drafting system is condensed before twisting it.


The Company is launching its compact yarn segment in Jhalawar district of Rajasthan.

It is entering the compact yarn business due to the following benefits

- Better smoothness
- Higher lustre
- Abrasion fastness better by 40-50%
- Hairiness lower by 20-30%, as measured with the use of the ster apparatus
- Increase Production by 8% approximately.
- Hairiness lower by 60%, as measured with the use of the Zweigle apparatus
- Tenacity and elongation at break higher by 8-15%, and smaller mass irregularity

Capturing high value yarn business with foray into compact yarn.

Ring Spun Yarn



Compact Yarn

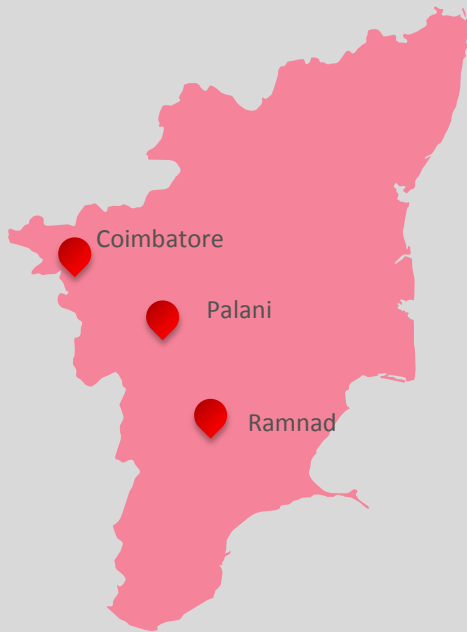


Compact Yarn advantage

- Low hairiness
- Higher strength and elongation
- Less fiber fly
- Significant advantages in downstream processing

OUR FACILITIES

TAMIL NADU



- Facilities are located in close proximity to each other and near major raw material and textile hub
- Facility locations ensure flexibility in operations, working capital requirement optimization and low logistical costs
- Total 98,000 spindles owned capacity
- State of the art R&D facilities

RAMNAD



Capacity - Spindles
Spindles - 82,000
Employee Strength: 550

COIMBATORE



Capacity - Spindles
Spindles - 9000
Employee Strength: 100

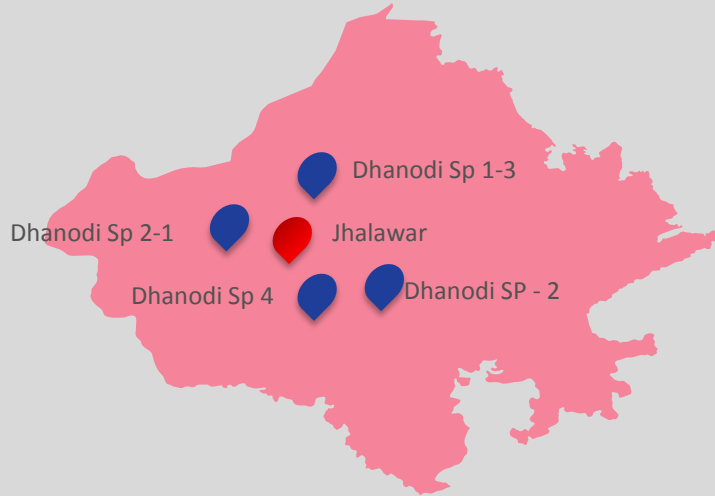
PALANI



Capacity: Spindles
Spindles: 7000
Employee Strength: 100

EXPANSION PLANS - JHALAWAR

RAJASTHAN



Setting up state of the art facilities in Jhalawar, Rajasthan

- **Total Capacity Addition – 1,00,000 Spindles & 2,400 Rotors (c.55,000 tonnes of yarn)**
- **Planned Capex – INR 540 Crores**

IMPLEMENTED : COMMERCIAL PRODUCT TO START AT JHALAWAR

- Timeline: Q4FY2016
- Expected Project Cost: 452 Cr
- Funding: Equity mix by 177 Cr and Debt mix by 275 Cr.
- Proposed to manufacturing 1,00,000 spindles (21,780 tonnes)
- Total 22,000 capacity in tones.
- Total 25 acres Land bought to manufacture yarn.
- TUF Interest Subsidy: 2%
- State Subsidy: 6%+3% - *Customized package for SVPL*
- VAT benefit: 60% VAT to be paid back
- Power Benefit: 50% Electricity Duty Rebate

JHALAWAR EXPANSION :

- Timeline: Q2FY2017
- Expected Project Cost: 91
- Funding: Equity mix by 37 Cr and Debt mix by 55 Cr.
- Proposed to manufacturing 2,400 rotors
- Total capacity in tones: 11,000
- Total 5.13 acres Land bought to manufacture yarn.
- State Subsidy: 6%+3%: *Customized package for SVPL*
- VAT benefit: 60% VAT to be paid back
- Power Benefit: 50% Electricity Duty Rebate

EXPANSION PLANS – RAJASTHAN

Strategic Advantage of the New Facility

Introduction:

Rajasthan is a preferred business destination for people around the world. Abundant natural resources, investment-friendly policies, a vast and unexplored talent pool and a secular environment are some of the reasons why national and international business giants are drawn to this magnificent state.

Policies:

- A number of innovative policies including the Industrial and Investment Promotion Policy (RIIP) announced by the current state government have boosted the investment prospects in the state.
- TUF Interest Subsidy: 2%
- State Subsidy: 6%+3% - *customized package for the group*
- VAT benefit: 60% VAT to be paid back
- Power Benefit: 50% Electricity Duty Rebate

Connectivity:

- **3 KM from city centre**
- **By Air:** Jhalawar is located 87 km far from Kota airport.
- **By Rail:** Jhalawar has a newly constructed railway station. Railway station is 2 k.m. far from jhalawar.
- **By Road:** Jhalawar town lies on Highway No. 12. Many government buses go all district and outside. And private buses also available for travel.



JHALAWAR I



JHALAWAR I



MULTIFOLD GROWTH IN REVENUES

- Addition of 1,00,000 spindles and 2,400 rotors to more than double the capacity
- High speed & automated machines to lead to higher throughput.

MARGIN EXPANSION:

- Expansion into high- value compact yarn segment.
- State of the art plant, latest machines, automation and technology to lead to better productivity, throughput and margins



INTEREST & OTHER SUBSIDIES TO SIGNIFICANTLY ENHANCE BOTTOMLINE

- Equity and Debt for the new project has been fully tied-up.
- Benefits such as TUF subsidy, additional state interest subsidies and subsidies in power, VAT etc.

EXECUTIVE SUMMARY



COMPANY
OVERVIEW



BUSINESS
OVERVIEW



INDUSTRY
OVERVIEW



FINANCIAL OVERVIEW

YARN INDUSTRY – OPPORTUNITY FOR INDIA

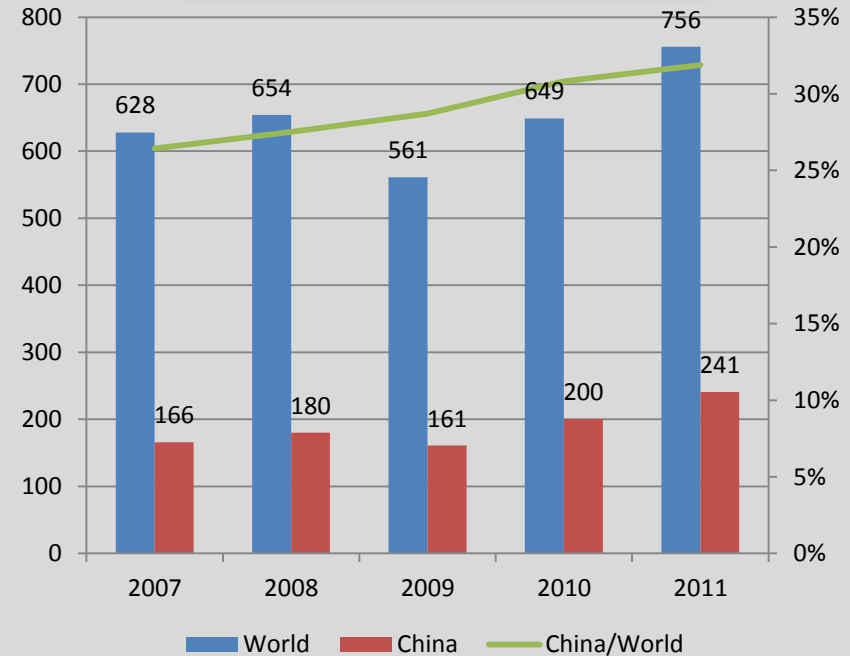
Lowering Competitiveness of Chinese manufacturers

- Higher Compliance Cost
- Increasing Labour Cost
- Pollution norms becoming stricter
- Currency Volatility: 20,400 yuan (\$3,400) per tonne of cotton last year
- Lower focus on value added products:

Opportunity for India

- Increasing shift of clients from China to other geographies
- Largest scale after China. (India Spindle Capacity: 50 mn.)
- Value added products and high customisation
- Localised raw material
- Better Compliance norms
- Higher adaptability to changing trends and client requirement

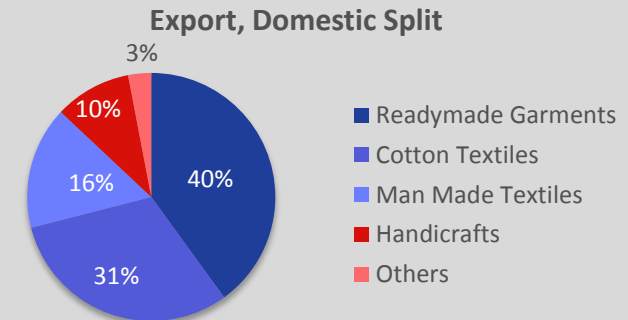
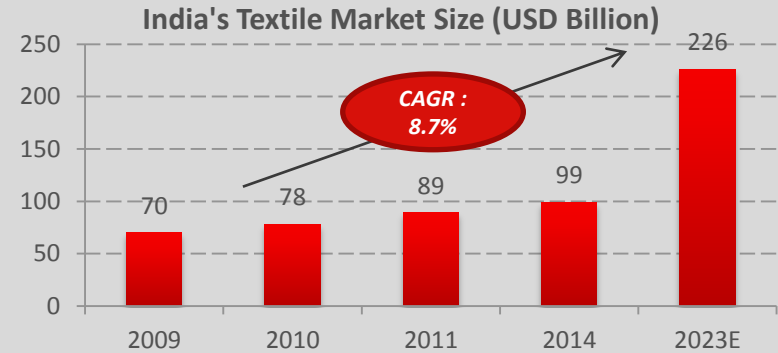
World v/s China Textile Exports



INDIAN TEXTILE INDUSTRY

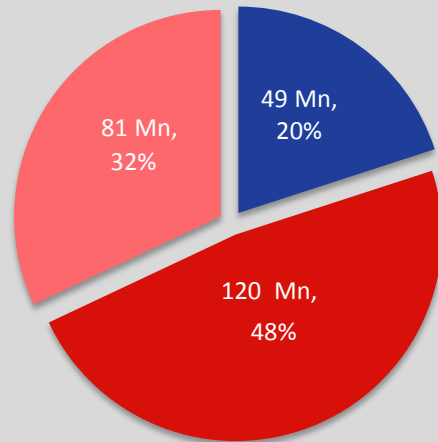
- India was announced as the world's second largest exporter of textiles and clothing in the world.
- Textile Industry accounts for nearly 13% of the total exports.
- It contributes 14% to industrial production and 4% to the GDP.
- With over 45 million people, the industry is one of the largest source of employment generation in the country.
- Production of Yarn grew to 489.11 lakh kgs in FY14 from 346.03 lakh kgs in FY11 implying a CAGR of 12.2 %.
- Production of Yarn between April to December '15 stood at 385.06 lakh kgs.
- 100% FDI is approved in the sector. Till May'15 FDI inflow in Textile Industry stood at USD 1647.09 million.

Source: IBEF



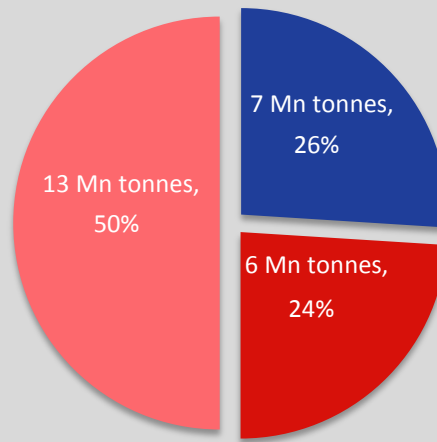
YARN INDUSTRY – COMPETITIVE LANDSCAPE

Global capacity 250 million spindles



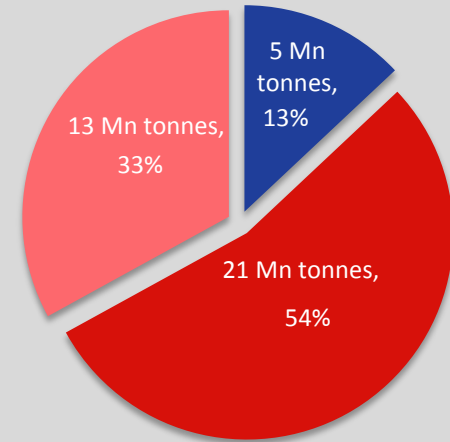
■ India ■ China ■ RoW

Global Cotton production 26 Mn Tonnes



■ India ■ China ■ RoW

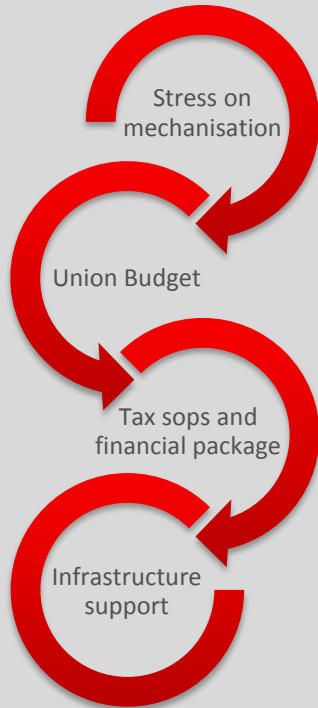
Global Yarn Production 39 Mn Tonnes



■ India ■ China ■ RoW

Source: WTO, International Textile Outlook, Fiber organ and Internal Studies, Vardhman Textile.

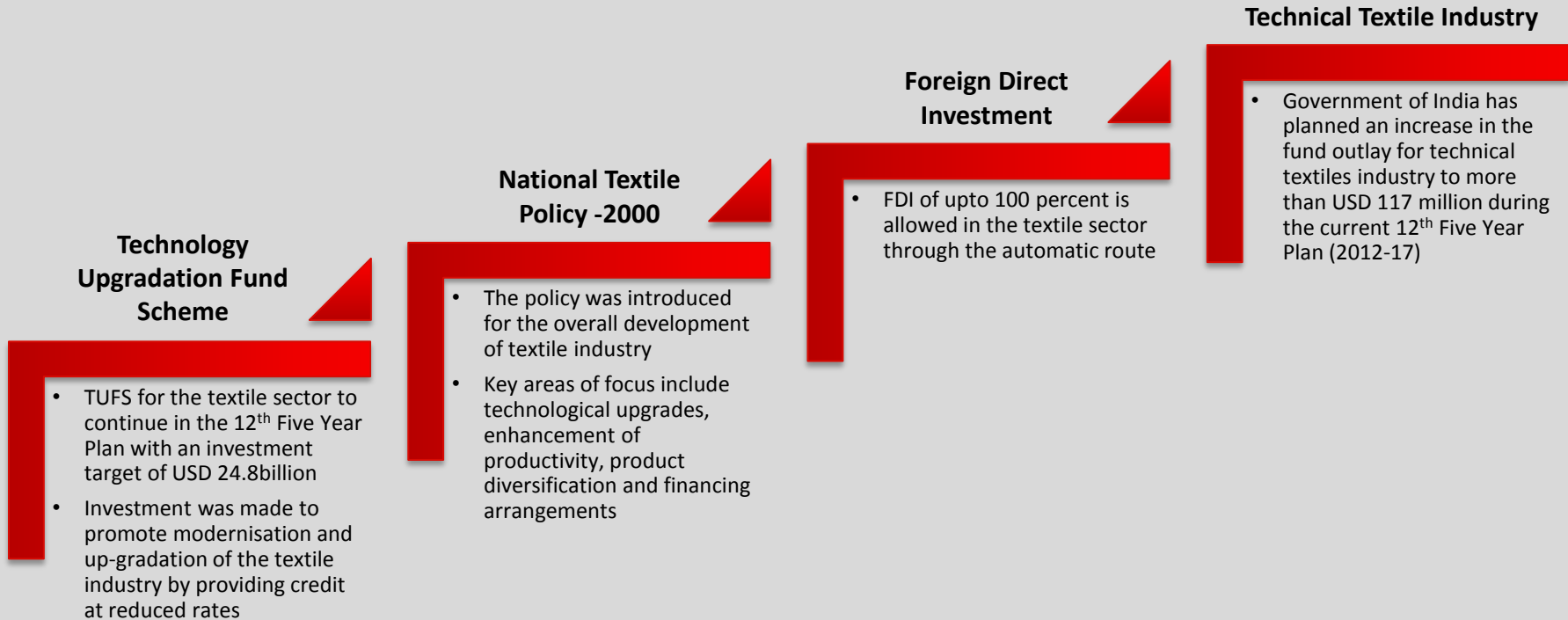
SUPPORT TO TEXTILE SECTOR BY GOI IN FY16



- USD 252 million has been allocated for TUFS scheme
- USD 24.8 million has been allocated for National Handloom Development Program
- USD 33.34 million has been allocated for Human Resource Development
- Allocation of USD 39.8 million for apparel parks under SITP
- USD 26.05 million have been allocated for NER Textile Promotion Scheme
- USD 1.33 million has been allocated to Trade Facilitation Centre and Craft Museum

Some of the key tax reliefs in Budget FY16:

- Zero excise duty for the cotton products
- Structure of the excise duty on Man-Made Fibre has been the same



EXECUTIVE SUMMARY



COMPANY
OVERVIEW



BUSINESS
OVERVIEW



INDUSTRY
OVERVIEW

FINANCIAL OVERVIEW



CONSOLIDATED INCOME STATEMENT

INCOME STATEMENT (INR MN)	FY13	FY14	FY15	9M-FY16*
Total Income	54.51	54.28	373.11	5,470.31
Total Expenses	52.51	52.17	368.80	5,235.83
EBITDA	2.00	2.11	4.31	234.48
EBITDA Margin	3.67%	3.89%	1.16%	4.29%
Depreciation	1.52	1.53	1.38	45.56
Finance Cost	0.00	0.05	0.00	141.12
PBT	0.48	0.53	2.93	47.79
Tax	0.25	0.18	1.06	14.33
Profit After Tax	0.23	0.35	1.87	33.46
PAT Margin	0.42%	0.64%	0.50%	0.61%
EPS (Diluted)	0.30	0.46	0.15	2.65

* 9MFY16 consolidated financials include the financials of the subsidiaries under Citron Infraprojects acquired by SVP Global from the date of acquisition i.e. 18th August 2015 up to 31st December 2015.

CONSOLIDATED BALANCE SHEET

PARTICULARS (INR in Mn)	FY 13	FY14	FY 15	PARTICULARS (INR in Mn)	FY 13	FY14	FY15
EQUITIES & LIABILITIES				ASSETS			
Shareholder Funds				Non Current Assets			
(A) Share Capital	22.40	22.40	126.50	(A) Net Fixed Assets			
(B) Reserves & Surplus	4.56	4.92	7.94	Goodwill on consolidation	8.71	7.22	5.89
(C) Share Application Money	0.00	107.48	0.00	(B) Non-current investments	2.90	2.90	2.90
				(C) Long term Loans & Advances			
Non Current Liabilities				(D) Other Non Current Assets	0.08	0.05	0.00
(A) Deferred tax liabilities	1.35	1.35	1.05	Minority Interest			
				Foreign Currency Translation			
Current Liabilities				Current Assets			
(A) Short term Borrowings	94.38	95.91	102.62	(A) Inventories	7.00	7.67	16.06
(B) Trade Payables	104.05	19.16	132.15	(B) Trade Receivables	137.02	135.80	150.07
(C) Other Current Liabilities	0.45	0.38	0.28	(D) Cash & Bank Balances	0.51	1.90	2.33
(D) Short-term provisions	0.55	0.42	0.94	(E) Short-term loans & advances	71.03	93.27	194.11
				(F) Other current assets	0.49	3.21	0.12
GRAND TOTAL - EQUITIES & LIABILITIES	227.74	252.02	371.48	GRAND TOTAL – ASSETS	227.74	252.02	371.48

DISCLAIMER

No representation or warranty, express or implied, is made as to, and no reliance should be placed on, the fairness, accuracy, completeness or correctness of the information or opinions contained in this presentation. Such information and opinions are in all events not current after the date of this presentation. Certain statements made in this presentation may not be based on historical information or facts and may be "forward looking statements" based on the currently held beliefs and assumptions of the management SVP Global Ventures Limited ("Company" or "SVP" or "SVP Global Ventures Ltd."), which are expressed in good faith and in their opinion reasonable, including those relating to the Company's general business plans and strategy, its future financial condition and growth prospects and future developments in its industry and its competitive and regulatory environment.

Forward-looking statements involve known and unknown risks, uncertainties and other factors, which may cause the actual results, financial condition, performance or achievements of the Company or industry results to differ materially from the results, financial condition, performance or achievements expressed or implied by such forward-looking statements, including future changes or developments in the Company's business, its competitive environment and political, economic, legal and social conditions. Further, past performance is not necessarily indicative of future results. Given these risks, uncertainties and other factors, viewers of this presentation are cautioned not to place undue reliance on these forward-looking statements. The Company disclaims any obligation to update these forward-looking statements to reflect future events or developments.

This presentation is for general information purposes only, without regard to any specific objectives, financial situations or informational needs of any particular person. This presentation does not constitute an offer or invitation to purchase or subscribe for any securities in any jurisdiction, including the United States. No part of it should form the basis of or be relied upon in connection with any investment decision or any contract or commitment to purchase or subscribe for any securities. None of our securities may be offered or sold in the United States, without registration under the U.S. Securities Act of 1933, as amended, or pursuant to an exemption from registration therefrom.

This presentation is confidential and may not be copied or disseminated, in whole or in part, and in any manner.

Valorem Advisors Disclaimer:

Valorem Advisors is an Independent Investor Relations Management Service company. This Presentation has been prepared by Valorem Advisors based on information and data which the Company considers reliable, but Valorem Advisors and the Company makes no representation or warranty, express or implied, whatsoever, and no reliance shall be placed on, the truth, accuracy, completeness, fairness and reasonableness of the contents of this Presentation. This Presentation may not be all inclusive and may not contain all of the information that you may consider material. Any liability in respect of the contents of, or any omission from, this Presentation is expressly excluded. Valorem Advisors also hereby certifies that the directors or employees of Valorem Advisors do not own any stock in personal or company capacity of the Company under review.



For further information please contact our Investor Relations Representatives:

Valorem Advisors

Mr. Anuj Sonpal, CEO

Tel: +91-22 3006-7521/22/23/24

Email: svpl@valoremadvisors.com



SVP Global Ventures Ltd.

**THANK
YOU!**